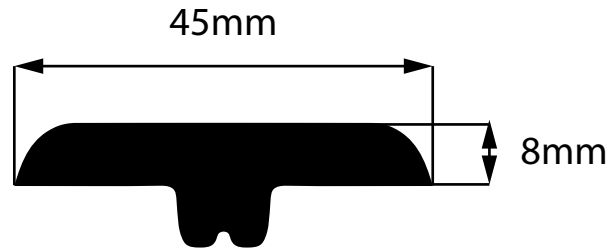




Cobalt Surfaces™ is proud to present our exclusive new line of water proof core accessories. These profiles can be used for the Cobalt Petrous Rigid Core collection. All moldings use the same decorative film as the SPC flooring to display an exact match.

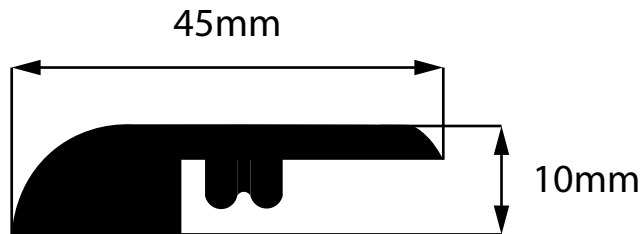
**All moldings are 94" long.*

T-MOLD



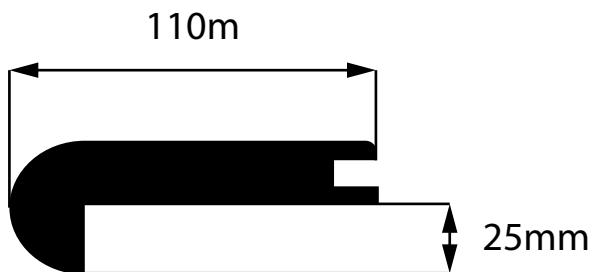
Dimensions: 94.49" X 1.77" X 0.31"

REDUCER



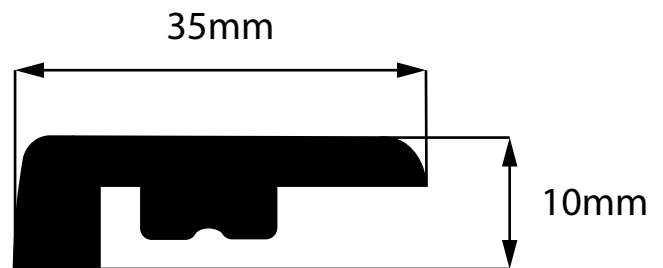
Dimensions: 94.49" X 1.77" X 0.39"

STAIRNOSE FLUSH



Dimensions: 94.49"*4.33"*0.98"

END CAP



Dimensions: 94.49"*1.38"*0.39"