



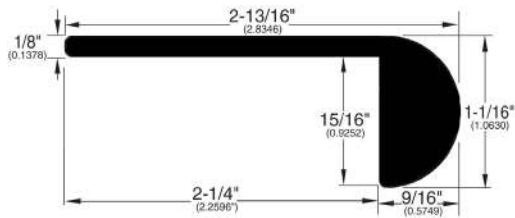
# KATANGA

## LOOSE LAY MOLDING PROFILES

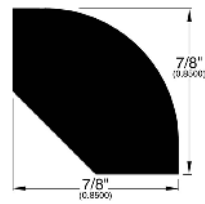
Cobalt Surfaces™ is proud to present our exclusive new line of waterproof core accessories for the Katanga Loose Lay Collection. This product line features our exclusive 4 layer design, making it one of the most technologically advanced accessories on the market.

*\*Moldings used for this sample are for product display only and do not necessarily represent Cobalt Surfaces custom color blending process.*

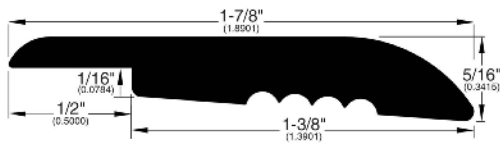
**STAIR NOSE FLUSH  
WPC (298)**



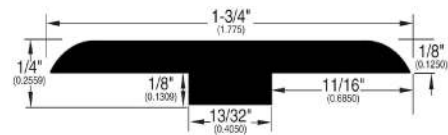
**QUARTER ROUND  
WPC (296)**



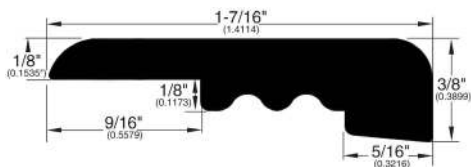
**REDUCER OVERLAP  
WPC (297)**



**T-MOLD WPC  
(299)**



**SQUARE NOSE WPC  
(300)**



**STAIR NOSE MINI  
ADJUSTABLE WPC (059)**



**STAIR NOSE OLAP  
WPC (273)**

