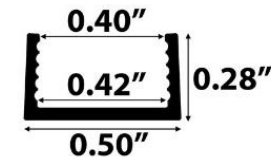
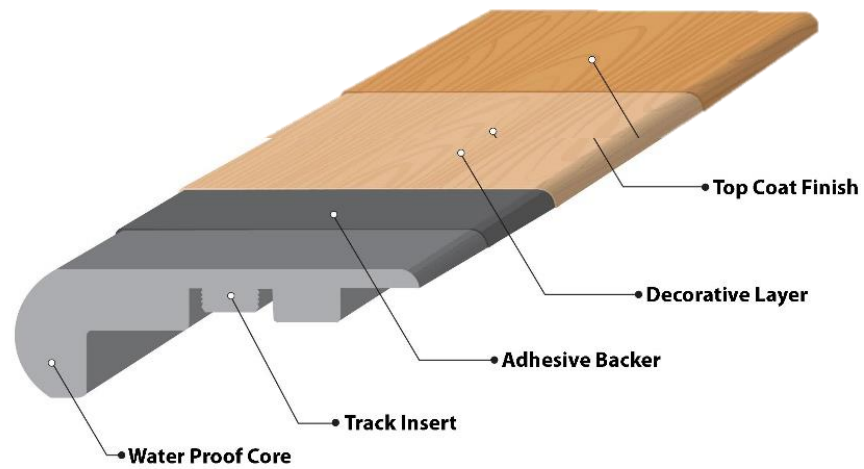


Cobalt

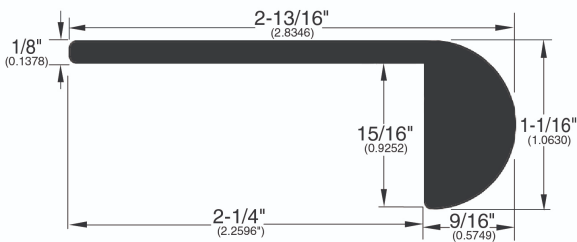
SURFACES

Cobalt Surfaces™ is proud to present our exclusive new line of water proof core accessories. These profiles can be used for the Katanga Loose Lay collection. This product line features our exclusive 4 layer design, making it one of the most technologically advanced accessories on the market.

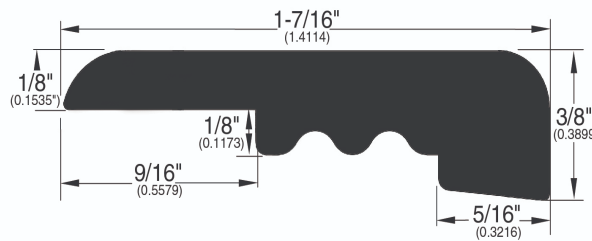
**Moldings used for this sample are for product display only and do not necessarily represent Cobalt Surfaces custom color blending process. All moldings are 94" long.*



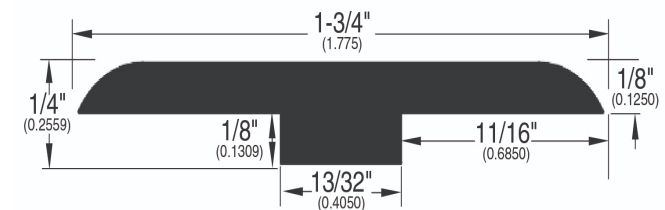
Enduracor Track



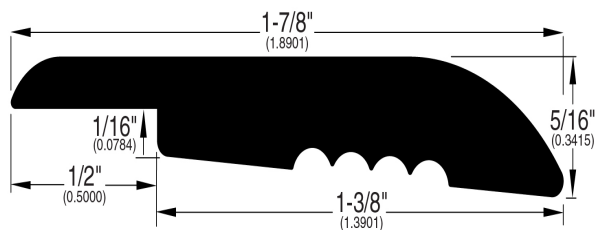
Stair Nose Flush WPC (298)



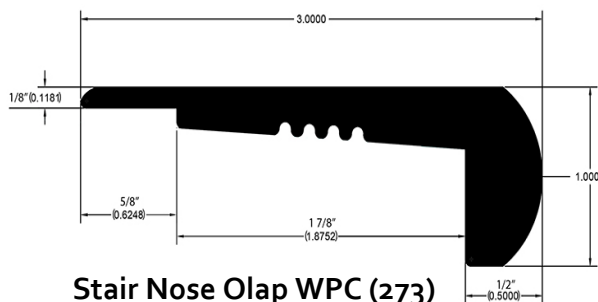
Square Nose WPC (300)



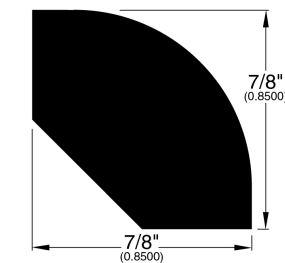
T-Mold WPC (299)



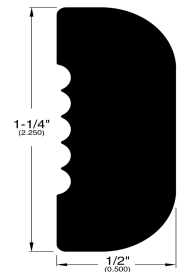
Reducer Overlap WPC (297)



Stair Nose Olap WPC (273)



Quarter Round WPC (296)



Stair Nose Mini Adjustable WPC (059)